





## YB series single-drum hydraulic winch (0.5-80T)

A type



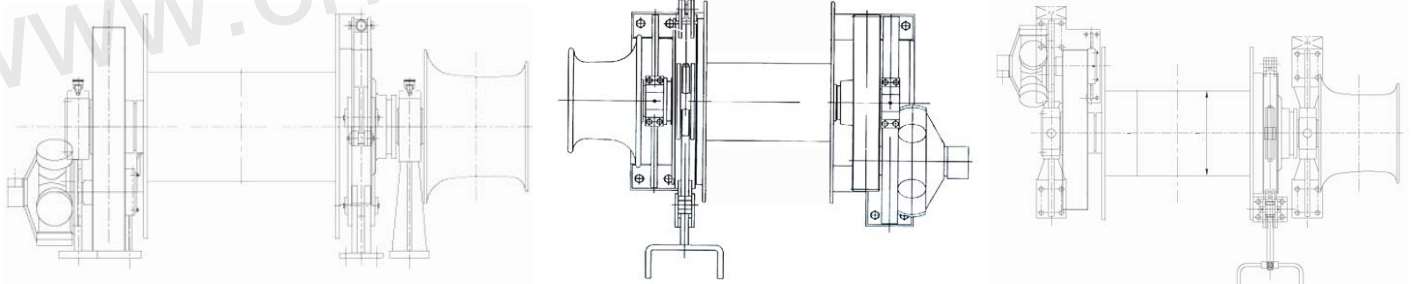
B type



C type



D type



Type	Cable diameter (mm)	Rope capacity (M)	Working load of first layer (kN)
YB05	10	30	5
YB10	13	60	10
YB20	15	150	20
YB30	15	150	30
YB40	17.5	150	40
YB50	19.5	150	50
YB60	20.5	150	60
YB63	20.5	200	63
YB80	26	250	80
YB100	28	200	100
YB120	30	200	120
YB150	35	250	150
YB160	37.5	300	160
YB200	41	300	200
YB240	42	200	240
YB250	44.5	200	250
YB270	45	200	270
YB320	52	250	320
YB400	56	250	400
YB450	60	200	450
YB500	65	200	500
YB600	70	200	600
YB800	75	200	800

Note: the above mentioned not include rope and certificate, if any please be informed.