



## YBM single-drum/combined hydraulic anchor windlass (chain diameter $\phi 17\text{-}\phi 50$ )


Type A



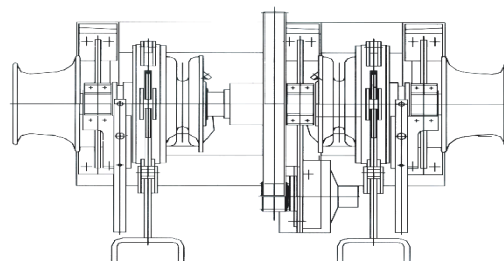
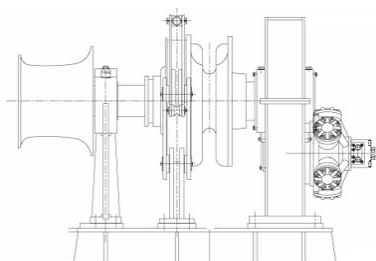
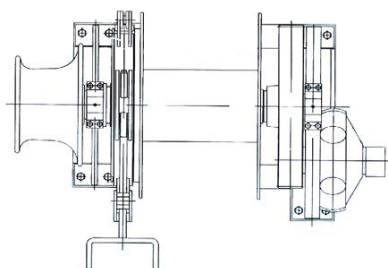

Type B



Type C



Type D



Model	Chain dia. (mm)	Working load (KN)		Over load pulling force (KN)		Holding load (KN)		Nominal speed (M/min)	Warping load (KN)
		AM2	AM3	AM2	AM3	AM2	AM3		
YBM-17.5	17.5	13	14.6	19.5	21.9	80	115	9	8
YBM-19	19	15.3	17.2	23.0	25.8	95	135	9	10
YBM-20	20	17.9	20.0	26.9	30.0	110	157	9	10
YBM-22	22	20.6	23.0	30.9	34.5	126	180	9	15
YBM-24	24	24.5	27.4	36.8	41.1	149	214	9	20
YBM-26	26	28.7	32.1	43.1	48.2	175	250	9	20
YBM-28	28	33.3	37.2	50.0	55.8	202	289	9	20
YBM-30	30	38.3	42.8	57.5	64.2	231	330	9	30
YBM-32	32	43.5	48.6	65.5	72.9	261	374	9	30
YBM-34	34	49.1	54.9	73.7	82.4	294	421	9	30
YBM-36	36	55.1	61.6	82.7	92.4	329	470	9	30
YBM-38	38	61.4	68.9	92.1	103.4	365	522	9	40
YBM-40	40	68.0	76.0	102.0	114.0	402	576	9	40
YBM-42	42	75.0	83.8	112.5	125.7	442	632	9	50
YBM-44	44	82.3	92.0	123.5	138.0	483	691	9	50
YBM-46	46	89.9	100.5	134.9	150.8	526	753	9	50
YBM-48	48	97.9	109.4	146.9	164.1	570	816	9	50
YBM-50	50	106.3	118.8	159.5	178.2	617	882	9	50

Note: the above mentioned not include rope (or chain) and certificate, if any please be informed.